



VOGUE WALKERS

Carbon Fibre | Lightweight Aluminium | Forearm | Indoor | Adventure

USER MANUAL



Congratulations and thank you for choosing
this Aspire Vogue Walker.

This user manual contains a description of the
product and important guidelines to ensure correct
and safe use. It is important to read this manual
carefully prior to use. It is especially important to
read the safety requirements and follow these.


Aidacare continuously improves products and
reserves the right to change the specifications
and functions of products without notice.

**If you have any queries please contact your dealer
or Aidacare directly. Contact information
is located on the last page of this manual.**

TABLE OF CONTENTS

1. Intended Use	4
2. Product Description	5
3. Symbols Used in this User Manual	6
4. Symbols Used on the Product	7
5. Warnings	7
6. Product Specifications	9
7. Accessories	9
8. List of Components	10
9. Instructions for Use	11
10. Care, Maintenance & Customisation	15
11. Compliance	16
12. Warranty	16
13. Manufacturer, Importer & EU Representative	17
14. Service Log Book	18

 This product features the CE mark, in compliance with the Medical Devices Regulation 2002
(as amended) Class 1, and the Medical Device Regulation 2017/745.

 This product Features the UKCA mark, in compliance with Part II UK MDR 2002
(as amended) Class 1.

© Aidacare Pty Ltd 2024

No part of this user manual may be copied, distributed, reproduced, scanned or stored on any electronic
database, whether in whole or in part in any form or by any means.

Due care has been taken to ensure all the information contained in this user manual is correct at the time
of printing. All measurements, pictures, colours and weight capacities are to be used as a guide only.
We reserve the right to modify the design or appearance of any product displayed in this user manual
without prior notice.

1. INTENDED USE

ASPIRE VOGUE MODELS:

Lightweight Aluminium and Carbon Fibre Walkers

Aspire Vogue Lightweight Aluminium and Carbon Fibre Walkers are specifically designed for individuals who, due to a wide variety of reasons, require additional support while walking. It should be used as a tool to assist people who have mobility difficulties with standing, walking or sitting independently. This walker is designed for indoor and limited outdoor use. When used outdoors this walker must remain on sealed, level terrain (examples include but are not limited to shopping centres, medical centres, flat and level footpaths, and environments with accessibility-focused layouts. Any other usage outside of the intended use is not advised.

Forearm Walker

Aspire Vogue Forearm Walkers are specifically designed for individuals who, due to a wide variety of reasons, require additional support while walking. It should be used as a tool to assist people who have mobility difficulties with standing, walking or sitting independently. The walker is specifically designed for individuals who cannot support weight on their wrists but can still use their forearms for support. This walker is designed for indoor and limited outdoor use. When used outdoors this walker must remain on sealed, level terrain (examples include but are not limited to shopping centres, medical centres, flat and level footpaths, and environments with accessibility-focused layouts. Any other usage outside of the intended use is not advised.

Indoor Walker

Aspire Vogue Indoor Walkers are specifically designed for individuals who, due to a wide variety of reasons, require additional support while walking indoors. It should be used as a tool to assist people who have mobility difficulties with standing or walking independently. The walker is specifically designed for indoor use, transport of meals from kitchen to sitting areas and should not be used as a seat under any circumstances. This walker is designed for indoor use only. Any other usage outside of the intended use is not advised.

Adventure Walker

Aspire Vogue Adventure Walkers are specifically designed for individuals who, due to a wide variety of reasons, require additional support while walking. It should be used as a tool to assist people who have mobility difficulties with standing, walking or sitting independently. This walker is designed for indoor and limited outdoor use through its large wheels. When used outdoors this walker must remain on sealed, level terrain (examples include but are not limited to shopping centres, medical centres, flat and level footpaths, and environments with accessibility-focused layouts. Any other usage outside of the intended use is not advised.

2. PRODUCT DESCRIPTION

ASPIRE VOGUE MODELS:

Lightweight Aluminium and Carbon Fibre Walkers

The Aspire Vogue Lightweight Aluminium and Carbon Fibre models are four wheeled, lightweight walkers with cross folding frames. These products are made from aluminium and/or carbon fibre (depending on the model), so they are light and easy to store or transport. These walkers offer great manoeuvrability, stability and their handles are height adjustable for a customised fit. They are equipped with a mesh seat, supportive backrest and weatherproof shopping bag allowing the user to rest or carry small items.

Forearm Walker

The Aspire Vogue Forearm model is a four wheeled, lightweight walker with a cross folding frame. This product is made from aluminium, so it is light and easy to store or transport. This walker offers great manoeuvrability, stability and it's forearm supports are height adjustable for a customised fit. It is equipped with a mesh seat and weatherproof shopping bag allowing the user to rest and carry small items.

Indoor Walker

The Aspire Vogue Indoor model is a four wheeled, lightweight walker with a folding frame. This product is made from aluminium, so it is light and easy to store or transport. This walker offers great manoeuvrability, stability and it's handles are height adjustable for a customised fit. It is equipped with a meal tray and carry bag allowing the user to transport meals from kitchen to dining areas and/or carry small items.

Adventure Walker

The Aspire Vogue Adventure model is a four wheeled, lightweight walker with cross folding frame. This product is made from aluminium, so it is light and easy to store or transport. This walker offers great manoeuvrability, stability and it's handles are height adjustable for a customised fit. The supportive backrest and weatherproof shopping bag allow the user to rest or carry small items. It is equipped with oversize wheels for improved performance on rough surfaces, a wider mesh seat and higher Safe Working Load (SWL) to accommodate larger users.

3. SYMBOLS USED IN THIS USER MANUAL

The symbols below are used throughout this user manual and on the product to identify warnings and important information. It is very important for you to read them and understand them completely.



WARNING

WARNING! Indicates a potentially hazardous condition/situation. Failure to follow designated procedures can cause either personal injury, component damage or malfunction. On the product, this icon is represented as a black symbol on a white triangle with a black border.



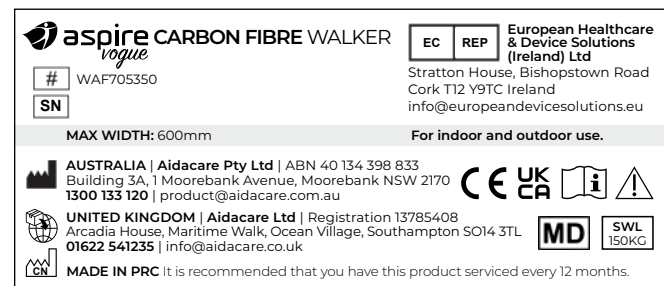
ALWAYS! These actions should be performed as specified. Failure to perform mandatory actions can cause personal injury and/or equipment damage. On the product, this icon is represented as a white infinity symbol on a black dot with a white border.



DO NOT! These actions are prohibited. These actions should not be performed at any time or in any circumstances. Performing a prohibited action can cause personal injury and/or equipment damage. On the product, this icon is represented as a white symbol with a black circle and black slash.

4. SYMBOLS USED ON THE PRODUCT

The manufacturer's sticker shown below is a sample sticker only.



Product Code



Serial Number



Manufacturer



Importer



CE Mark



UKCA Mark



Safe Working Load



Read User Manual



Caution



Medical Device



Authorised Representative in EU

5. WARNINGS



WARNING

WARNING! This User Manual must be read before using the walker. The manufacturer does not take any responsibility for damage and/or injuries caused by the fact that the User Manual has not been followed.



WARNING

WARNING! The walker must not be used by users with serious difficulty balancing or whose muscle strength is too low to stand and walk, even with the extra support of a walker.



WARNING

WARNING! The decision to use a walker should always be guided by a qualified Health Care Professional, who can also advise and assist with the correct height adjustment and usage instruction.



WARNING

WARNING! Product may become hot if left in direct sunlight or close to a heat source to metal frame.

6. PRODUCT SPECIFICATIONS

Aspire Vogue Walkers – Safe Working Loads (SWL)

 SWL 150kg 23.6st	 SWL 110kg 17.3st	 SWL 200kg 31.5st	 SWL 5kg 11lbs	 SWL 5kg 11lbs
Lightweight Aluminium Carbon Fibre Forearm	Indoor	Adventure	Shopping Bag Meal Tray	Bag

LIMITATIONS FOR USE



DO NOT exceed the safe working load on any of the Aspire Walkers

This walker is designed for use on flat-level surfaces. If encountering sloped or uneven terrain an alternative route should be sought.











- The walker is not intended to be self-propelled while seated
- Ensure the walker is opened fully before use
- The brakes **MUST** be in the locked position **BEFORE** sitting on the seat of **Aspire Vogue Lightweight Aluminium, Carbon Fibre, Adventure and Forearm Walkers**
- Use the walker only for the purpose it is intended for
- Use the walker only in good technical condition
- **DO NOT** modify the walker.
- **DO NOT** sit on Aspire Vogue Indoor Walker
- **DO NOT** stand on the walker
- **DO NOT** use in place of a wheelchair or patient transport device

All wheels **MUST** be in contact with the ground at **ALL TIMES** during use.



NOTE: Fingers or other body parts can be trapped between the walker's parts during folding, unfolding or adjusting of the walker. Be extremely careful when adjusting the walker. Observe the dimensions of gaps between the walker's elements to avoid trapping your fingers or other body parts.

ASPIRE VOGUE WALKERS

Overall Height	Overall Length	Overall Width	Overall Depth	Seat Width	Seat Height	Seat Folded Width	Wheel Size	Minimal Function Weight	Typical Function Weight
									

Carbon Fibre (Small)

715 – 830mm	655mm	600mm	240mm	460mm	500mm	230mm	203mm	4.7kg	5.9kg
28" – 32"	26"	23.6"	9.4"	18"	20"	9"	8"	10.4lbs	13lbs

Carbon Fibre (Medium)

725 – 940mm	655mm	615mm	240mm	460mm	550mm	230mm	203mm	4.95kg	6.2kg
28" – 37"	26"	24"	9.4"	18"	22"	9"	8"	11lbs	13.7lbs

Carbon Fibre (Tall)

780 – 1030mm	655mm	600mm	240mm	460mm	620mm	230mm	203mm	5.2kg	6.35kg
30" – 40"	26"	23.6"	9.4"	18"	25"	9"	8"	11.5lbs	14lbs

Lightweight Aluminium

785 – 920mm	655mm	620mm	240mm	465mm	540mm	220mm	203mm	5.3kg	6.45kg
31" – 36"	26"	24.5"	9.5"	18"	21"	8.6"	8"	11.7lbs	14.2lbs

Forearm

1020 – 1270mm	660mm	620mm	240mm	460mm	620mm	225mm	203mm	9.1kg	10kg
40" – 50"	26"	24.5"	9.5"	18"	24.5"	8.8"	8"	20lbs	22lbs

Indoor

860 – 970mm	650mm	540mm	-	-	-	270mm	152mm	4.4kg	5.15kg
34" – 38"	25.5"	21"				11"	6"	9.7lbs	11.4lbs

Adventure

900 – 1035mm	770mm	695mm	230mm	540mm	530mm	245mm	225mm / 279mm	8.8kg	10kg
35.5" – 41"	30"	27.5"	9"	21"	21"	9.5"	8.8" / 11"	19.5lbs	22lbs

7. ACCESSORIES

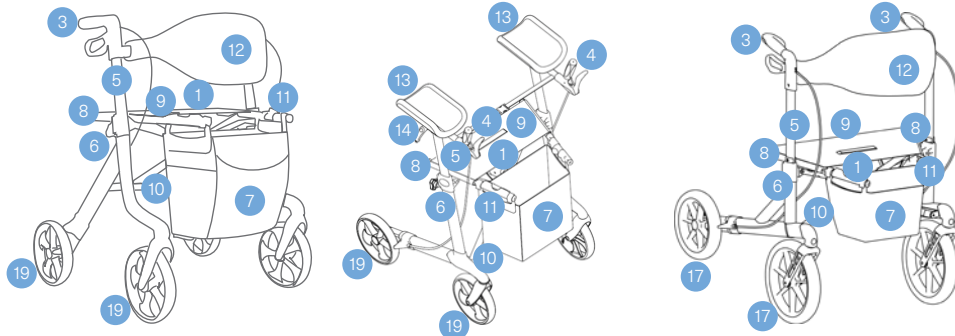
Oxygen Bottle Holder Bag – WAA695600

Night Light – LED Lamp – WAA695630

8. LIST OF COMPONENTS

ASPIRE VOGUE WALKER RANGE:

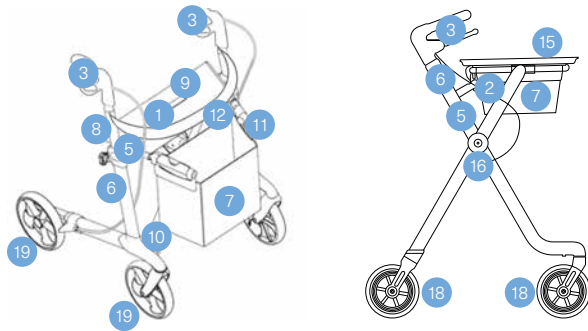
Aspire Vogue Walkers are supplied in boxes and come folded, for easier transportation. The contents include one complete folded Aspire Vogue Walker and one User Manual.



LIGHTWEIGHT ALUMINIUM

FOREARM

ADVENTURE



CARBON FIBRE

INDOOR

- | | | | | | |
|---|--|----|---|----|--|
| 1 | Lock release pulling cord (pull to fold) | 8 | Seat tube (push here to open and lock seat) | 14 | Push handle length adjustment locking knob |
| 2 | Lock release button (push to fold) | 9 | Mesh seat | 15 | Removable meal tray |
| 3 | Push handle and soft touch brake lever | 10 | Folding cross bar | 16 | Folding hinge point |
| 5 | Height adjustable profile | 11 | Fold-up lock button | 17 | Durable multi-terrain wheels |
| 6 | Height adjustment locking knob | 12 | Padded and supportive backrest | 18 | Ultra soft-ride indoor wheels |
| 7 | Weatherproof shopping bag | 13 | Padded forearm supports | 19 | Ultra soft-ride wheels for all terrain |

9. INSTRUCTIONS FOR USE

INITIAL CHECK

- In the first instance remove the walker from the box and check the contents (using the picture on page 10) to ensure nothing is missing. If you discover any component is missing or damaged do not continue to assemble the product. Contact your retailer immediately

OPENING THE WALKER

- Press the fold up lock button on the seat tubes to release walker from folded position – **Aspire Vogue Lightweight Aluminium, Adventure, Carbon Fibre and Forearm Walkers**
- Press the fold up lock button on the rear of the basket to release walker from folded position – **Aspire Vogue Indoor Walker**
- Simultaneously push both side tubes down until you hear an audible “click” of the locking mechanism locking in place on the frame. If the frame is open and secured correctly, you should not be able to fold the frame back up by pulling on the side tubes

FOLDING THE WALKER

- Pull upwards on the lock release pulling cord (as shown in the list of components) – **Aspire Vogue Lightweight Aluminium, Adventure, Carbon Fibre and Forearm Walkers**
- Push seat tubes together until the fold-up lock button clicks together – **Aspire Vogue Lightweight Aluminium, Carbon Fibre and Forearm Walkers**
- Press the fold lock button, remove the meal tray and pull backwards on the basket frame until the tubes lock into place horizontally – **Aspire Vogue Indoor Walker**



WARNING

WARNING! After unfolding or assembling the walker always ensure that the seat is securely locked and the frame does not move anymore – **Aspire Vogue Lightweight Aluminium, Adventure and Carbon Fibre Walkers.**



WARNING

WARNING! Always ensure that handles/forearm supports are securely locked in place by tightening the locking knobs to prevent the accidental sliding of the handles/forearm supports when forced – **Aspire Vogue Forearm Walkers.**



WARNING

WARNING! Always test to see that accessories are properly and safely locked in place (without play) **BEFORE** using.



WARNING

WARNING! Failure to follow these warnings can result in personal injury.

ADJUSTING THE HEIGHT OF THE HANDLES/FOREARM SUPPORTS

- Release the handle height adjustment locking knob;
- Make adjustments to your desired height;
- Tighten the knob

ADJUSTING THE DEPTH OF THE FOREARM SUPPORTS

- Release the push handle length adjustment locking knob;
- Make adjustments to your desired length;
- Tighten the knob



WARNING

WARNING! Both handles / forearm supports should be adjusted to the same height/length.

WARNING! Seek advice from a qualified health professional for the appropriate height/length level to suit your needs.

USING THE HAND BRAKES

- To stop the walker, activate the brakes by pulling the brake handles towards the hand grips
- To start moving again, release the brake handles. They will drop down automatically and the brakes will be released



WARNING

WARNING! You should always engage the brakes when you don't want the walker to move.



WARNING

WARNING! NEVER leave the walker without the brakes engaged when there is someone sitting in it.



WARNING

WARNING! NEVER leave the walker on a slope without the brakes engaged.

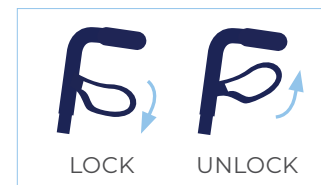


WARNING

WARNING! The rollator must not be driven or pushed with force when the parking brakes are on or when the wheels are partly locked using the brakes. This indicates incorrect use and can cause wear and tear, impairing tyres, and brake quality.

LOCKING/UNLOCKING THE HAND BRAKES

- To lock the brakes push the brake handles down until you hear an audible "click"
- To unlock the brakes pull the brake handles up until you feel them loosen



WARNING

WARNING! When using the walker in a stationary position, the hand brakes **MUST** always be locked.

SITTING ON THE WALKER

- Ensure the hand brakes have been activated
- While holding onto the handles turn with your back facing the seat and pull the walker towards you until it can be felt against the backs of your legs
- Slowly and carefully lower yourself onto the seat



WARNING

WARNING: The Backrest is intended to provide back support while seated. The backrest is **NOT** intended to support full body weight. Refer to correct seating guide on the next page.



WARNING

WARNING! Never attempt to sit on the Aspire Vogue Indoor Walker, it is not designed as a seat walker.



WARNING

WARNING! ALWAYS sit centrally on the walker, avoid leaning heavily in any direction as this may cause the walker to become unstable.



WARNING

WARNING! You should **NOT** sit (partly) above the shopping bag.



WARNING

WARNING! ALWAYS sit up right on the walker while resting your forearms or hands on the push handles.



WARNING

WARNING! NEVER propel yourself with your feet using the walker as a transportation device – it is **NOT** designed for this purpose.



WARNING

WARNING! NEVER allow another person to push you along while seated on the walker – it is **NOT** designed as a transportation device and is **NOT** a substitute for a wheelchair.

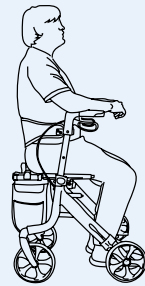
10. CARE, MAINTENANCE & CUSTOMISATION

Correct Seating Guide

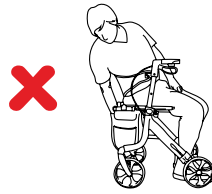


WARNING

WARNING: The Backrest is intended to provide back support while seated. The Backrest is **NOT** intended to support full body weight.



DO NOT sit on backrest.



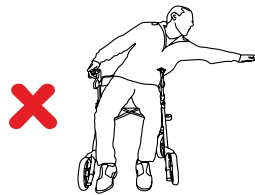
DO NOT reach into bag while seated.




DO NOT slouch on backrest.



DO NOT reach/lean behind while seated.



DO NOT reach/lean sideways while seated.



DO NOT lean on one side of the walker as a support aid.



WARNING

WARNING! Avoid reaching or leaning outside the walker frame and base of support. To ensure the upright stability of the walker, never reach/lean for objects as this changes the centre of mass and may cause the walker to tip over in the direction of reaching/ leaning or cause damage to the walker frame. This warning relates to reaching/ leaning in any direction outside the perimeter of the walker.



WARNING

WARNING! Seat Walkers are not designed or safe to be used as standing aids from chairs or beds.

NOTE: Walker shown is for illustrative purposes only, and may differ from model supplied.

CLEANING INSTRUCTIONS:

- Clean the walker regularly with a damp cloth
- Use a mild washing agent and warm water for excess dirt build up
- **DO NOT** use harsh abrasives or bleach based agents which may cause damage or discolouration
- Dry with a soft cloth

WHEELS:

- Clean wheels with a mild washing agent and warm water. Remove hair and other dirt from axles
- Lubricate with multi-purpose oil periodically or if wheels begin to squeak

MAINTENANCE:

- Ensure that every part of the walker is secure at **ALL** times
- Check all screws for tightness. If not, tighten if necessary
- Replace any broken, damaged or worn items immediately

MAINTENANCE SCHEDULE

Weekly	<ul style="list-style-type: none"> • Check brake function • Check all wheels are secure • Check all fastenings such as nuts, bolts and hinges are fastened correctly and functioning normally
Periodically	<ul style="list-style-type: none"> • Check hand grips for wear • Check frame bolts are secure • Check folding hinge bolts are secure • Check front and rear axle bolts are secure • Check for wear or cracks • Check wheels for splitting or damage • Check seat upholstery for wear and seat base for cracks and that it is secured to frame
Yearly	<ul style="list-style-type: none"> • Take your walker to an authorised repairer for a full check, clean, service and lubrication of all moving parts.
Serviceable Components	<ul style="list-style-type: none"> • Wheels • Bag • Hand grips • Forearm Supports • Brake Cables • Seat • Brake Handles • Bearings • Nuts and Bolts

CUSTOMISATION

All walker customisation, modification and or alterations made to this product are considered as “custom” changes. They may cause the product to no longer meet safety standards and should be considered prior to commencement.

Any custom modification of the walker is not warranted by Aidacare and will void the warranty.

11. COMPLIANCE

Aspire walkers are manufactured and independently tested to the market-relevant compliance standards.

Labels on the walkers address compliance requirements and users should familiarise themselves with these prior to use.

12. WARRANTY

This product comes with a warranty of 12 months. Consumable parts (brake pads, castors, and upholstery) carry a 1-year warranty against manufacturer defect only and do not cover wear and tear through use.

If you have any questions, you can contact **Aidacare**.



13. MANUFACTURER, IMPORTER & EU REPRESENTATIVE

If you have any questions, you can contact:



Manufacturer:

Aidacare Pty Ltd ABN 40 134 398 833

Building 3A, 1 Moorebank Avenue,
Moorebank NSW 2170 Australia

1300 133 120 | product@aidacare.com.au



EU Representative:

European Healthcare & Device Solutions (Ireland) Ltd

Stratton House, Bishopstown Road
Cork T12 Y9TC Ireland

info@europeandevicesolutions.eu



Importer:

Aidacare Ltd Registration 13785408

Arcadia House, Maritime Walk, Ocean Village,
Southampton SO14 3TL United Kingdom

01622 541235 | info@aidacare.co.uk

14. SERVICE LOG BOOK

Year 1	Date: _____
Service Type: _____	
Condition Report: _____	

Inspected by: _____	Signature: _____
Action taken: _____	Date: _____

Year 2	Date: _____
Service Type: _____	
Condition Report: _____	

Inspected by: _____	Signature: _____
Action taken: _____	Date: _____

Year 3	Date: _____
Service Type: _____	
Condition Report: _____	

Inspected by: _____	Signature: _____
Action taken: _____	Date: _____

Year 4	Date: _____
Service Type: _____	
Condition Report: _____	

Inspected by: _____	Signature: _____
Action taken: _____	Date: _____

Year 5	Date: _____
Service Type: _____	
Condition Report: _____	

Inspected by: _____	Signature: _____
Action taken: _____	Date: _____

AIDACARE PTY LTD

Building 3A, 1 Moorebank Avenue,
Moorebank NSW 2170
Australia

1300 133 120 | aidacare.com.au

AIDACARE LIMITED

Arcadia House, Maritime Walk,
Ocean Village, Southampton SO14 3TL
United Kingdom

01622 541235 | aidacare.co.uk

MADE IN PRC

ASUM12.53 300724

